



# Tourism Statistics Summary – August 2013

## OVERVIEW

International visitor arrivals for both tourists and excursionists continue to show some growth in 2013 especially during this carnival season. August 2013 increased by 21.0% compared to the same period last year, with arrivals totalling 14,974 visitors.

This increase was due to the increase in tourist arrivals by 14.5% and excursionist arrivals by 25.4% when compared with August 2012.

Business travellers accounted for 1.2% of arrivals and the remaining 98.8% were those who came on vacation.

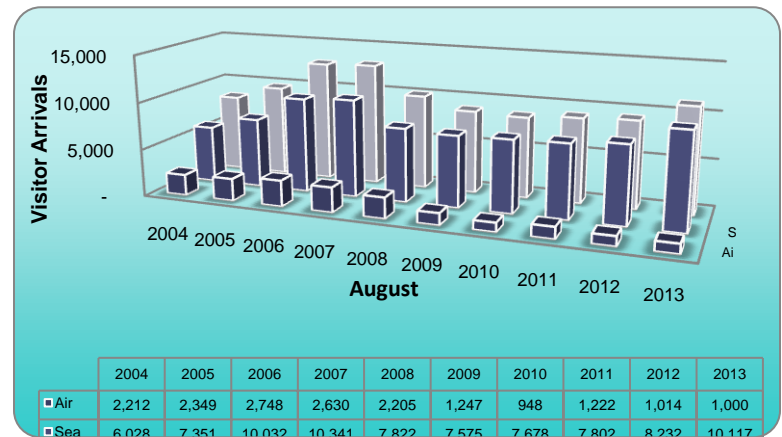


Figure 1: Visitor Arrivals, August 2004 - 2013

## PASSENGER MOVEMENT

Passenger arrivals (including both residents and visitors) were up 12.8% from the August's 2012 figure, with 23,622 passengers for August 2013.

Arrivals at the seaports saw a total of 21,821 (92.4%) inward passengers of which, 19,758 (90.5%) passengers entered at the Blowing Point terminal and 2,063 (9.5%) arrived at the Sandy Ground port. 1,801 (7.6%) passengers came into Anguilla via the Clayton J. Lloyd International Airport.

Passenger departures for the period increased 13.7% relative to the same period in 2012, to 24,604.

Passengers departing Anguilla via the seaports represented 91.3% of departures; of which 20,405 (90.8%) passengers left through the Blowing Point terminal and 2,059 (9.2%) passengers made their exit via the Sandy Ground port. The Clayton J. Lloyd International Airport facilitated 8.7% (2,140) of the departures from Anguilla.

## TOURIST (Stay-Over Visitors)

August's tourists or stay over visitor arrivals to Anguilla was up 14.5% from the same period 2012 with 5,754 arrivals.

81.4% of Anguilla's tourist arrivals entered by sea while 18.6% entered by air.

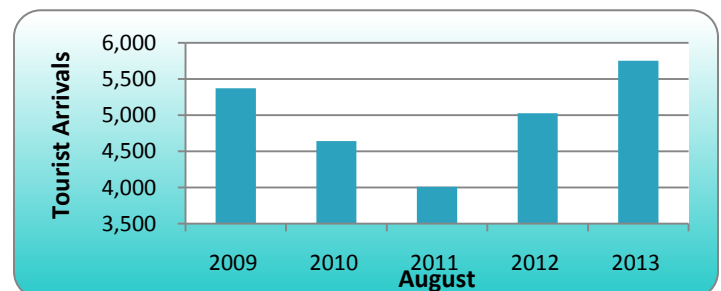


Figure 2: Tourist Arrivals, August 2009 – 2013

**TOURIST (Stay- Over Visitors)** *continued*

The average intended length of stay of tourists in Anguilla for August 2013 was 7.4 days; a drop from an average of 8.1 days the same period last year. The largest slice of tourists, representing half (42.3%) spent 4-7 days in Anguilla. 27.9% of tourists wished to spend 1-3 days, followed by 19.9% indicating 8-15 days, 2.1% for 16-22 and 7.8% stayed for 23 or more days.

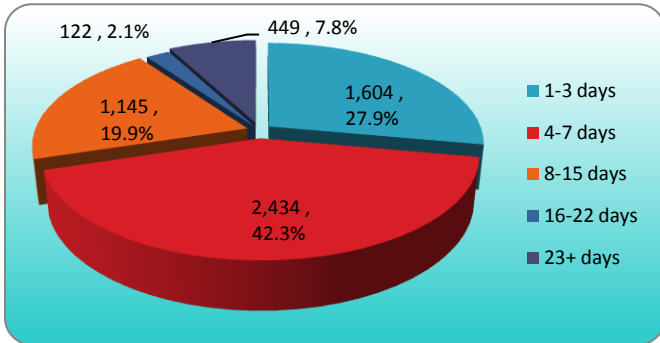


Figure 3: Tourist Arrivals by Length of Stay, August 2013

Anguilla’s source markets for tourists showed increases within (six) 6 and declines within the other four (4) markets, over their corresponding 2012 total. The largest increase occurred in the Dutch West Indies market of 106.7% followed by the French West Indies market with 63.8%. The largest declines were recorded for the ‘Other’ countries with 21.5% and followed the Italian market by 20.5%.

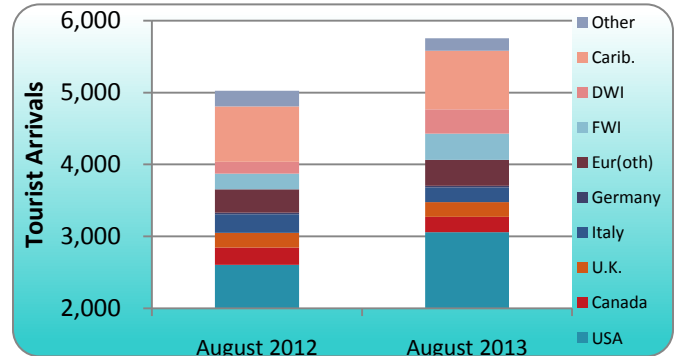


Figure 4: Tourist Arrivals by Country of Residence, August 2013

**EXCURSIONIST (Day Trippers)**

Excursionist arrivals for the month of August 2013 recorded a 25.4% increase in day-trippers to 9,220. Excursionists entering Anguilla via the seaports represented 99.6% of the total number of excursionists, of which 78.2% entered at the Blowing Point terminal and 21.8% at Sandy Ground. The Clayton J. Lloyd Airport facilitated 0.4% of the arrivals.

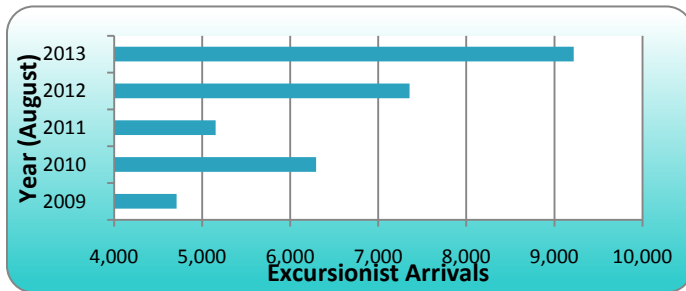


Figure 5: Excursionist Arrivals, August 2009–2013

Day trippers to Anguilla showed growth in eight (8) of the ten (10) source markets in the period. The largest increase of 231.8% from 22 – 73 persons; was by

Germany residents, followed by 58.9% from Caribbean countries. Anguilla’s main source market; the USA increased by 46.9%, holding a share of 38.7% of the excursionist market.

The declines came from the French West Indies market with 17.4% followed by the Italian market by 9.0%.

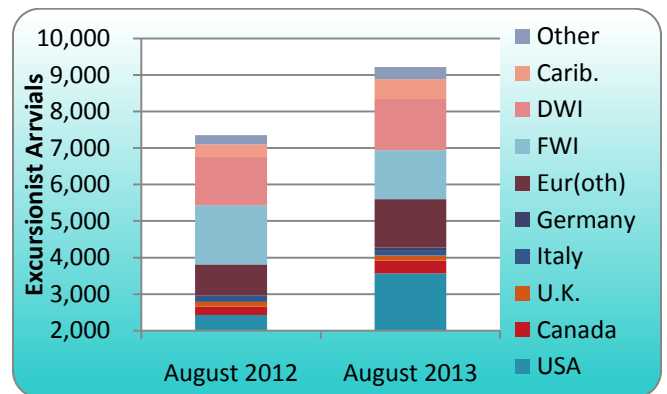


Figure 6: Excursionist Arrivals by Country of Residence, August 2012 and 2013

This report, along with other Tourism Data, is available at the Government of Anguilla Statistics Department’s website: <http://gov.ai/statistics/tourism.htm>

ANGUILLA STATISTICS DEPARTMENT  
 OLD COURT HOUSE BUILDING  
 P.O.BOX 60 | THE VALLEY | ANGUILLA  
 BRITISH WEST INDIES  
 Telephone: +(264) 497-5731 | Fax: +(264) 497-3986  
 Email: [statistics@gov.ai](mailto:statistics@gov.ai)